




After Checking into a location, you will have access to the **WMT Sales Floor** feature

If the UPC will not scan, click here to type the number



Choose to scan an item

Number of items in the backroom bin

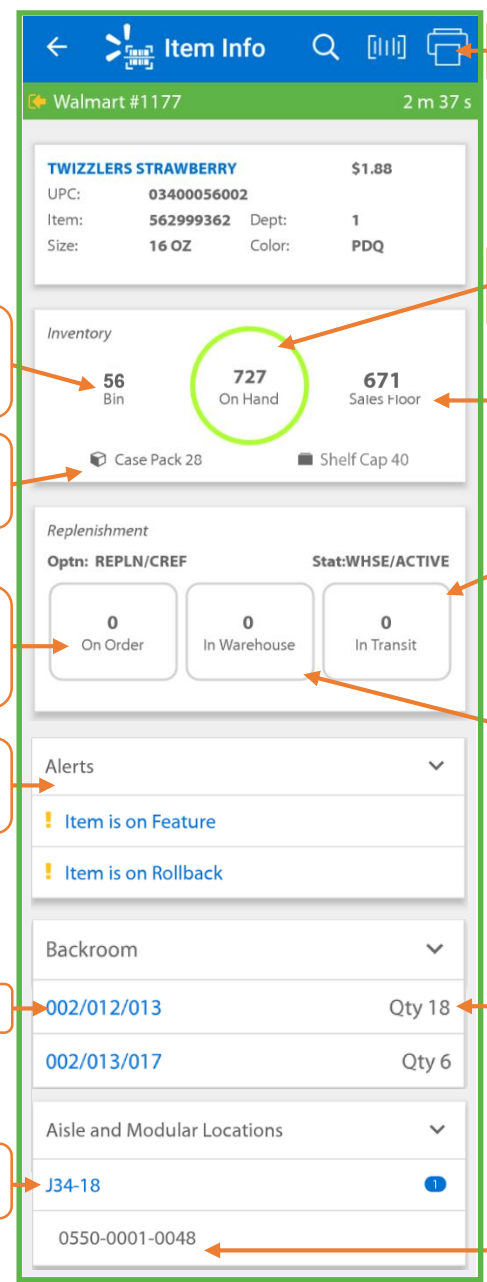
Number of items in each case

Number of items ordered from the warehouse (for this store)

Shows if the item is on Feature or Rollback

Backroom location

Zone Aisle-Section



Click to PRINT a label for this item

Number of items in the store, including backroom

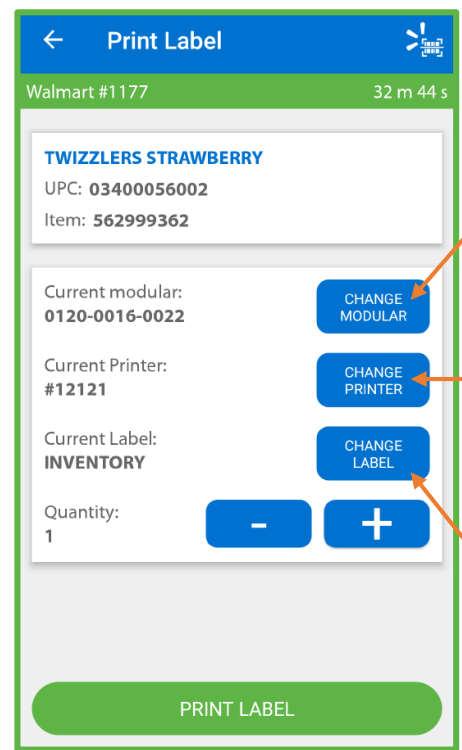
Number of items available for shoppers on the sales floor

Number of items in-transit from the warehouse (to this store)

Number of items in stock at the warehouse (for this store)

Backroom quantity

Modular: Category-Section-Location

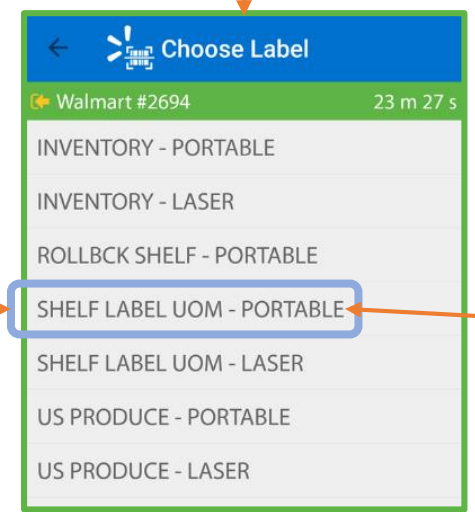


Select one or all modular locations to print

Scan Printer ID barcode or type printer number manually

Choose the label to print

SHELF LABEL UOM (unit of measure) is the most common



"Portable" indicates the small handheld printers that you will commonly use



On the back of the printer, the correct **Printer ID** and barcode should be indicated by the **"Docking Cradle Access"**